

LIGHTING GENERAL NOTES:

1. ALL WORK SHALL CONFORM TO CALAVERAS COUNTY STANDARD DRAWINGS AND CALTRANS 2018 STANDARD PLANS AND SPECIFICATIONS, AND THE SPECIAL PROVISIONS.
2. ALL PULL BOXES FOR STREET LIGHTING SYSTEM SHALL BE CALTRANS NO. 3½ OR 3½(T) UNLESS OTHERWISE SHOWN.
3. CONTRACTOR SHALL VERIFY ALL FIELD CONDITIONS BEFORE ORDERING ANY EQUIPMENT.
4. THE LOCATION OF CONDUITS AND PULL BOXES IS SCHEMATIC. LOCATION TO BE ADJUSTED TO FIT FIELD CONDITIONS AS DIRECTED BY THE ENGINEER.
5. CONTRACTOR SHALL COORDINATE WITH PG&E FOR SERVICE CONNECTION.
6. ALL CIRCUITS AND ELECTRICAL SYSTEMS SHALL BE GROUNDED PER THE NEC AND THE CALTRANS STANDARD SPECIFICATIONS. THE GROUND CONDUCTOR SHALL MATCH THE LARGEST UNGROUNDED CONDUCTOR IN THE CONDUIT. A MINIMUM #8 CONDUCTOR SHALL BE USED.
7. SEE CALTRANS REVISED STD PLANS ES-1A, ES-1B, ES-1C FOR SYMBOLS AND ABBREVIATIONS.
8. EXISTING PG&E STREET LIGHT SYSTEM TO REMAIN IN SERVICE.
9. PROPOSED STREET LIGHT LOCATION PROVIDED FOR GENERAL LOCATION ONLY. LOCATION TO BE COORDINATED WITH EXISTING LANDSCAPE/HARDSCAPE IMPROVEMENTS AND THE ENGINEER IN THE FIELD.
10. CONTRACTOR SHALL LOCATE UNDERGROUND UTILITIES PRIOR TO CONSTRUCTION. CONTACT UNDERGROUND SERVICE ALERT AT 811 AT LEAST 48 HOURS PRIOR TO CONSTRUCTION.
11. THE CONTRACTOR SHALL RECONSTRUCT ANY EXISTING IMPROVEMENTS DISTURBED BY THEIR OPERATIONS TO EQUAL OR BETTER CONDITION.
12. WHERE EXISTING UTILITIES MAY BE IN CONFLICT WITH PROPOSED CONSTRUCTION, THE CONTRACTOR MUST EXPOSE UTILITY BY POTHOLES BEFORE PROCEEDING WITH CONSTRUCTION.

PROJECT NOTES (THIS SHEET ONLY):


- 1 2" C, 2#8 (Ltg Ckt 1), 1#8 (G).
- 2 2" C, 3#8 (Ltg Ckt 1 AND 2), 1#8 (G).

LEGEND:

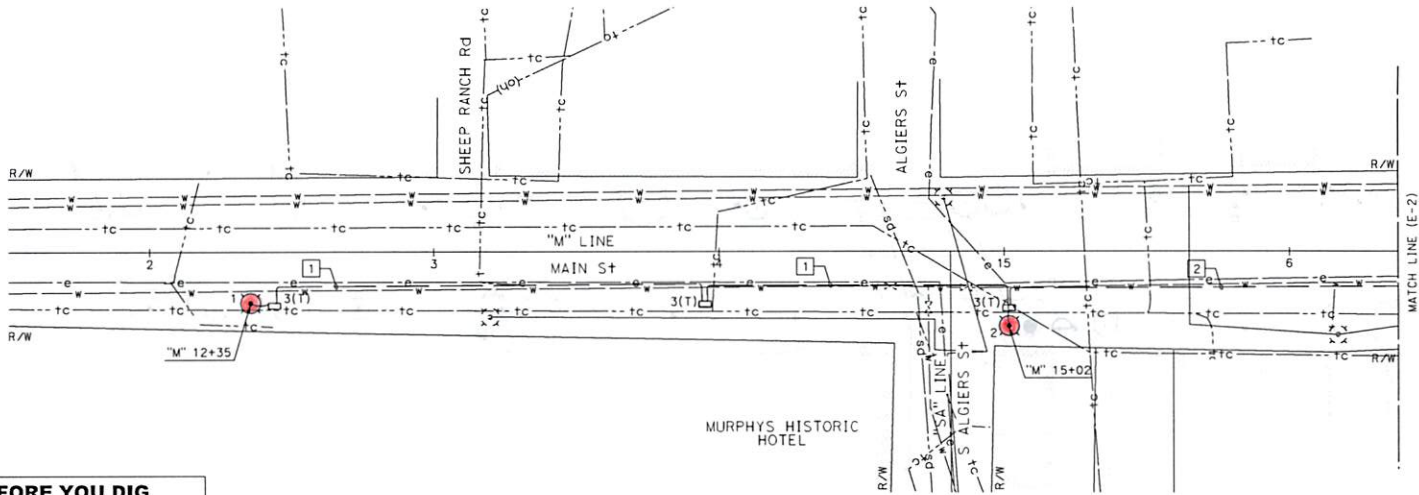
- CIRCUIT No.
- HOLOPHANE STREET LIGHT - GLASS TEARDROP LED LUMINAIRE - MEMPHIS WITH 12" CHARLESTON STYLE 4" EXTRUDED ALUMINUM POLE
ARM CODE - PCP18 (INV) - U564A
LUMINAIRE CODE - MSPL2-P10-4DK-AS-P-N-4
POLE CODE - CH-A-12-F4J-12-PO8-ABG-GN
- EXISTING DECORATIVE STREET LIGHT (PG&E)
- SERVICE EQUIPMENT ENCLOSURE
CALTRANS TYPE III-AF
- EXISTING COBRA HEAD LUMINAIRE MOUNTED ON WOOD POLE (PG&E)
- HYDREL TPS1 SERIES YOKE MOUNT LED FLOODLIGHT



DISTRICT		COUNTY	ROUTE	POST MILES	
10		CAL		TOTAL PROJECT	
REVISION	DATE	DESCRIPTION AND SHEET NO.		APPROVED BY	DATE



THE COUNTY OF CALAVERAS OR ITS OFFICERS OR AGENTS SHALL NOT BE RESPONSIBLE FOR THE ACCURACY OR COMPLETENESS OF ELECTRONIC COPIES OF THIS PLAN SHEET.



CALL BEFORE YOU DIG
 THE CONTRACTOR SHALL CALL "UNDERGROUND SERVICE ALERT" (USA) AT 811 AT LEAST 2 WORKING DAYS PRIOR TO PERFORMING ANY EXCAVATION

FOR REDUCED PLANS ORIGINAL SCALE IS IN INCHES
 0 1 2 3

APPROVED FOR ELECTRICAL WORK ONLY

E-1

PLAN SCALE: 1"=20'
 PROFILE SCALE:
 HORIZ: N/A
 VERT: N/A

DESIGNED BY: OSTIDIEK
 DRAWN BY: J. OSTIDIEK
 CHECKED BY: J. OSTIDIEK
 RECORDED
 CONTRACT NO. _____
 SHEET NO. _____




COUNTY OF CALAVERAS DEPARTMENT OF PUBLIC WORKS
 MARPHIS DOWNTOWN STREET LIGHTING
STREET LIGHTING

SHEET NO. **3**
 OF **9**

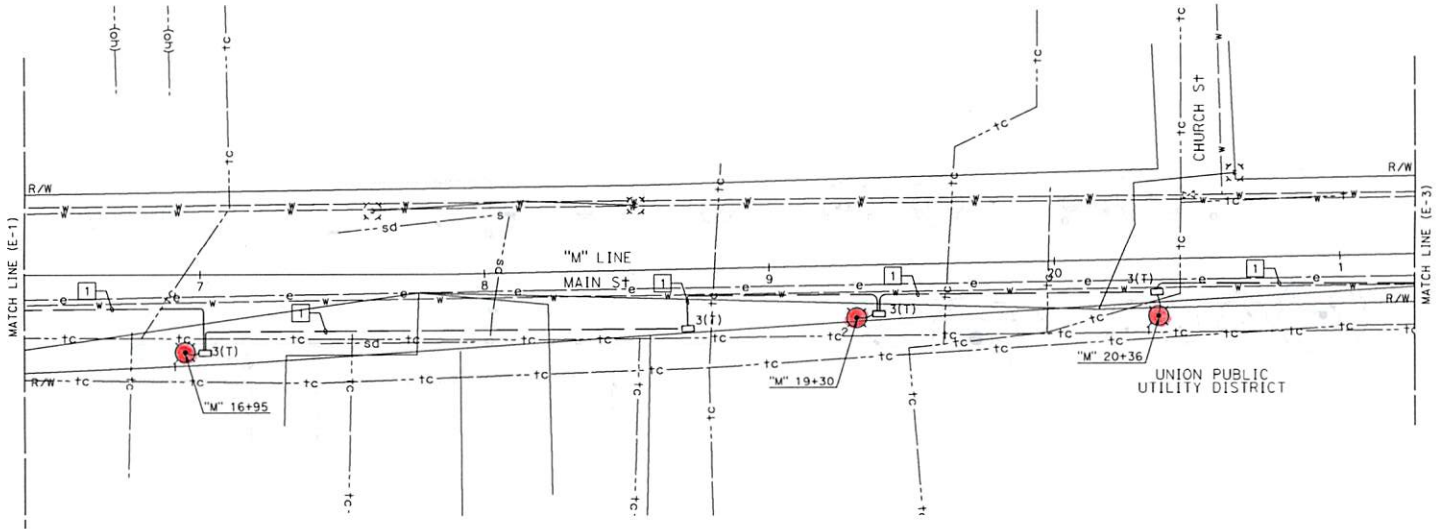
PROJECT NOTES (THIS SHEET ONLY):

1 2" C, 3#8 (Ltg Ckt 1 AND 2), 1#8 (G).

DISTRICT		COUNTY	ROUTE	POST MILES TOTAL PROJECT	
10		CAL			
REVISION	DATE	DESCRIPTION AND SHEET NO.		APPROVED BY	DATE



THE COUNTY OF CALAVERAS OR ITS OFFICERS OR AGENTS SHALL NOT BE RESPONSIBLE FOR THE ACCURACY OR COMPLETENESS OF ELECTRONIC COPIES OF THIS PLAN SHEET.



CALL BEFORE YOU DIG
 THE CONTRACTOR SHALL CALL "UNDERGROUND SERVICE ALERT" (USA) AT 811 AT LEAST 2 WORKING DAYS PRIOR TO PERFORMING ANY EXCAVATION

FOR REDUCED PLANS ORIGINAL SCALE IS IN INCHES 0 1 2 3

APPROVED FOR ELECTRICAL WORK ONLY

PLAN SCALE: 1"=20'
 PROFILE SCALE:
 HORIZ. SCALE:
 VERT. SCALE:

DESIGNED BY: J. O'SDIEK
 CHECKED BY: J. O'SDIEK
 RECORDED BY:
 DRAWING NO:

DODOKKEN
 110 S. MAIN ST., SUITE 200
 YUBA CITY, CA 95994
 PH: 530.885.1100 FAX: 530.885.1101

COUNTY OF CALAVERAS DEPARTMENT OF PUBLIC WORKS
 MEMPHIS DOWNTOWN STREET LIGHTING
STREET LIGHTING

SHEET NO. **4**
 OF **9**

E-2

DATE: 2/25/24 10:02:50

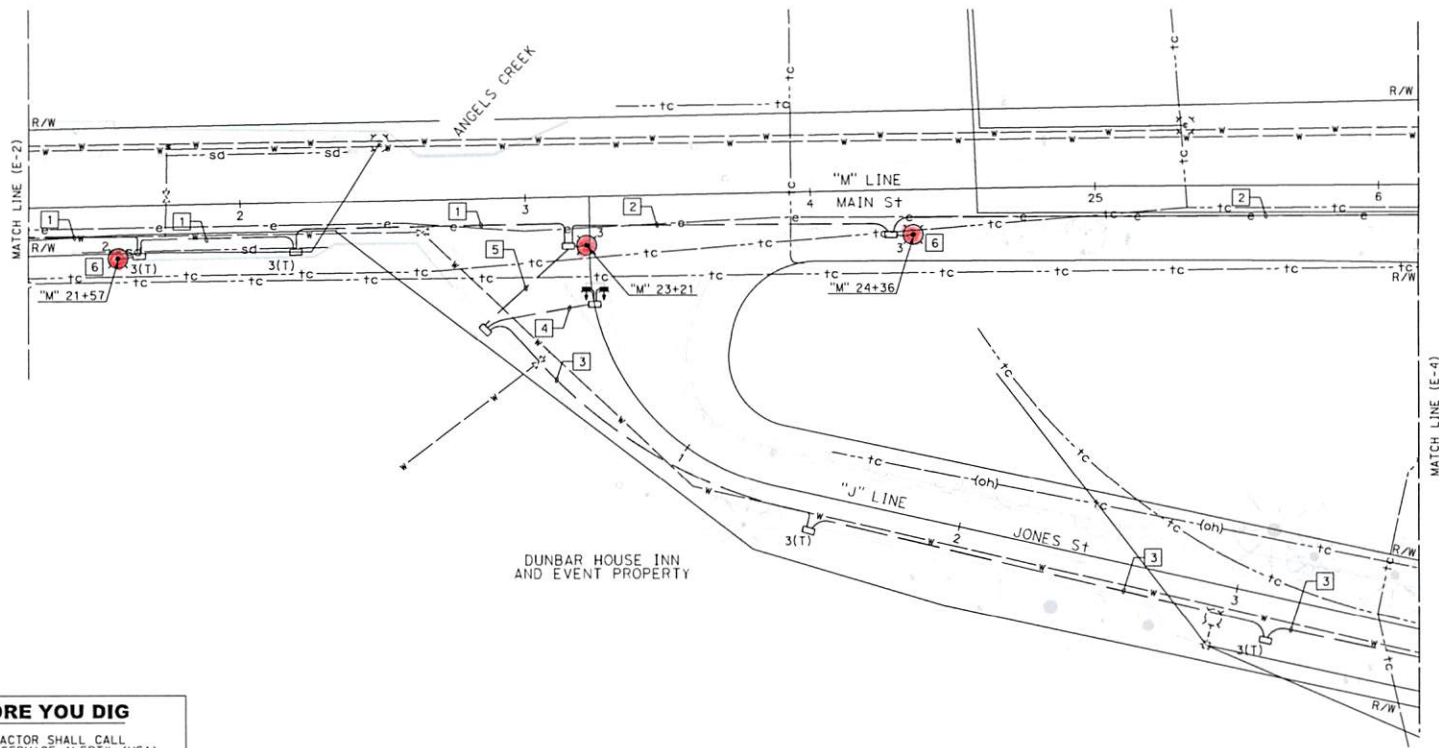
PROJECT NOTES (THIS SHEET ONLY):

- 1 2"C, 3#8 (Ltg Ckt 1 AND 2), 1#8 (G).
- 2 2"C, 2#8 (Ltg Ckt 3), 1#8 (G).
- 3 2"C, 3#8 (Ltg Ckt 1 AND 2), 2#8 (Ltg Ckt 3), 2#10 (FLAG LIGHT), 1#8 (G).
- 4 2"C, 2#10 (FLAG LIGHT), 1#8 (G).
- 5 2"C, 3#8 (Ltg Ckt 1 AND 2), 2#8 (Ltg Ckt 3), 1#8 (G).
- 6 LOCATIONS OF UTILITY FACILITIES SHOWN ARE APPROXIMATE AND SHALL BE VERIFIED BY THE CONTRACTOR PRIOR TO CONSTRUCTION.

DISTRICT	COUNTY	ROUTE	POST MILES
10	CAL		TOTAL PROJECT
REVISION	DATE	DESCRIPTION AND SHEET NO.	APPROVED BY: DATE:



THE COUNTY OF CALAVERAS OR ITS OFFICERS OR AGENTS SHALL NOT BE RESPONSIBLE FOR THE ACCURACY OR COMPLETENESS OF ELECTRONIC COPIES OF THIS PLAN SHEET.



CALL BEFORE YOU DIG
 THE CONTRACTOR SHALL CALL "UNDERGROUND SERVICE ALERT" (USA) AT 811 AT LEAST 2 WORKING DAYS PRIOR TO PERFORMING ANY EXCAVATION

FOR REDUCED PLANS ORIGINAL SCALE IS IN INCHES 0 1 2 3

APPROVED FOR ELECTRICAL WORK ONLY

PLAN SCALE: 1"=20'
 PROFILE SCALE:
 HORI ZL: N/A
 VERT: N/A

DESIGNER: J. OSTIELEK
 DRAWN: J. KOBITA
 CHECKED: J. OSTIELEK
 DESIGN NO.:

DEKOKKEN
 110 N. MAIN ST., SUITE 200
 YUBA CITY, CA 95994
 TEL: 916-885-8822 FAX: 916-885-8833

COUNTY OF CALAVERAS DEPARTMENT OF PUBLIC WORKS
 MORPHIS DOWNTOWN STREET LIGHTING

STREET LIGHTING

SHEET NO. 5 OF 9

E-3

DATE: 10/14/2023 10:20

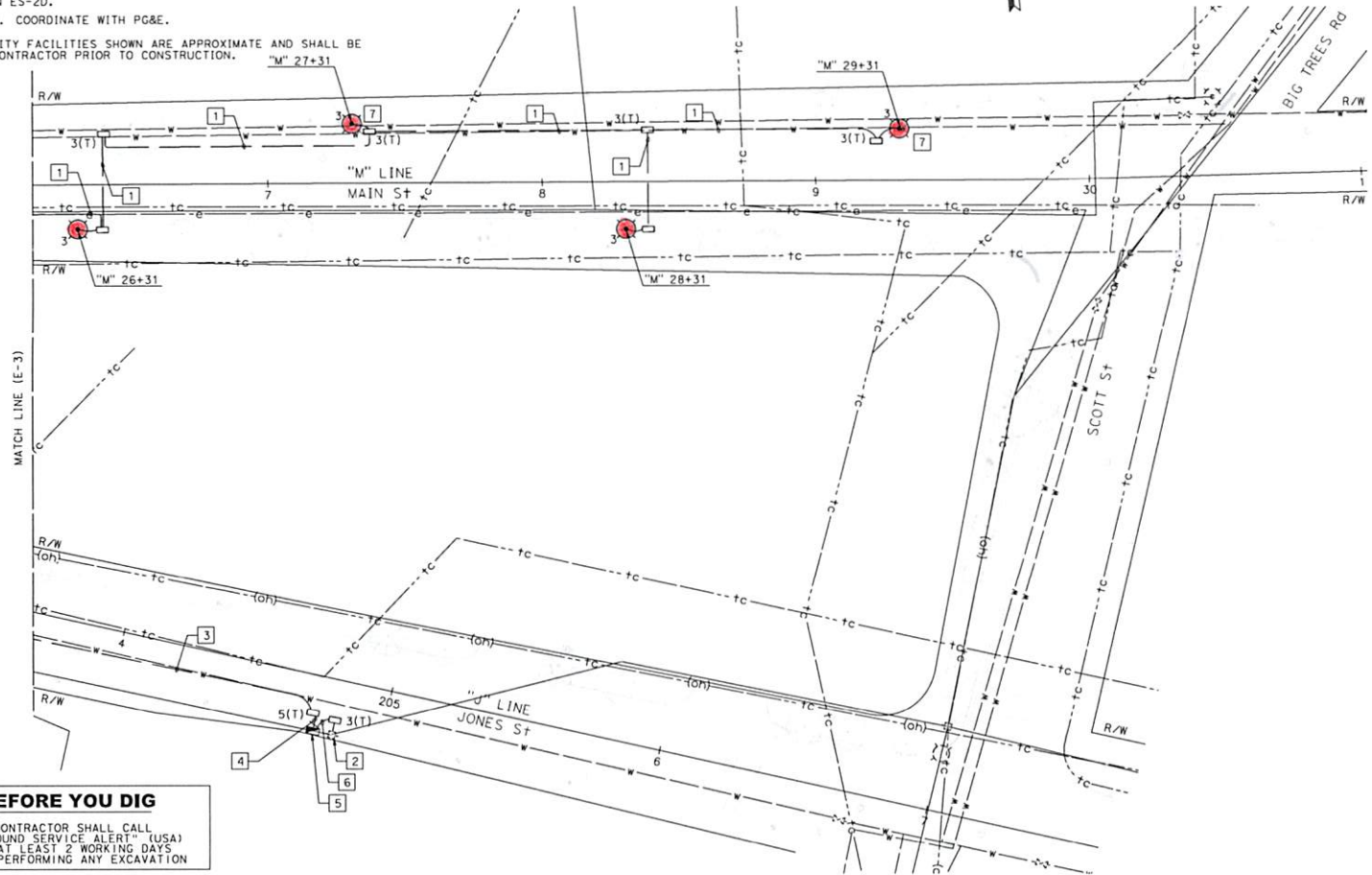
PROJECT NOTES (THIS SHEET ONLY):

- 1 2"C, 2#8 (Ltg Ckt 3), 1#8 (G).
- 2 PG&E SERVICE POINT - INSTALL PULL BOX AND TYPE H RISER PER PG&E REQUIREMENTS. COORDINATE WITH PG&E.
- 3 2"C, 3#8 (Ltg Ckt 1 AND 2), 2#8 (Ltg Ckt 3), 2#10 (BOLLARD), 2#10 (FLAG LIGHT), 1#8 (G).
- 4 3"C, 3#8 (Ltg Ckt 1 AND 2), 2#8 (Ltg Ckt 3), 2#10 (BOLLARD), 2#10 (FLAG LIGHT), 1#8 (G).
- 5 INSTALL 120/240V TYPE III-AF SERVICE EQUIPMENT ENCLOSURE PER CALTRANS STD PLAN ES-2D.
- 6 3"C, 3#2 (SERVICE). COORDINATE WITH PG&E.
- 7 LOCATIONS OF UTILITY FACILITIES SHOWN ARE APPROXIMATE AND SHALL BE VERIFIED BY THE CONTRACTOR PRIOR TO CONSTRUCTION.

DISTRICT	COUNTY	ROUTE	POST MILES
10	CAL		TOTAL PROJECT
REVISION #	DATE	DESCRIPTION AND SHEET NO.	APPROVED BY



THE COUNTY OF CALAVERAS OR ITS OFFICERS OR AGENTS SHALL NOT BE RESPONSIBLE FOR THE ACCURACY OR COMPLETENESS OF ELECTRONIC COPIES OF THIS PLAN SHEET.



CALL BEFORE YOU DIG
 THE CONTRACTOR SHALL CALL "UNDERGROUND SERVICE ALERT" (USA) AT 811 AT LEAST 2 WORKING DAYS PRIOR TO PERFORMING ANY EXCAVATION

FOR REDUCED PLANS ORIGINAL SCALE IS IN INCHES 0 1 2 3

APPROVED FOR ELECTRICAL WORK ONLY

PLAN SCALE: 1"=20'
 PROFILE SCALE: N/A
 HORIZ. N/A
 VERT. N/A

DESIGNED: J. OSTIECK
 DRAWN: J. KOBRA
 CHECKED: J. OSTIECK
 DATE: 1/10/23



COUNTY OF CALAVERAS DEPARTMENT OF PUBLIC WORKS
 MORPHIS DOWNTOWN STREET LIGHTING

SHEET NO. 6 OF 9

E-4